



# SES CURBSIDE

## How to put books on hold

### Place books on hold by noon on Monday to be available for pickup Tuesday

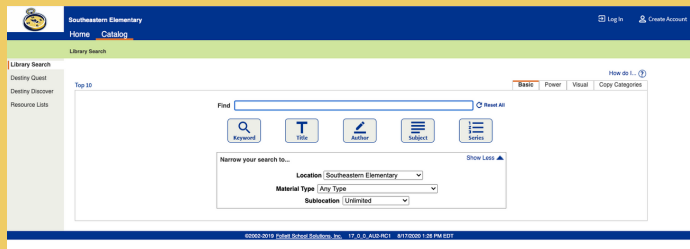
## 1 CHOOSE THE MEDIA CENTER-ROBINSON COURSE IN YOUR CANVAS DASHBOARD

Click on the Destiny Library Search Book to take you to Destiny.




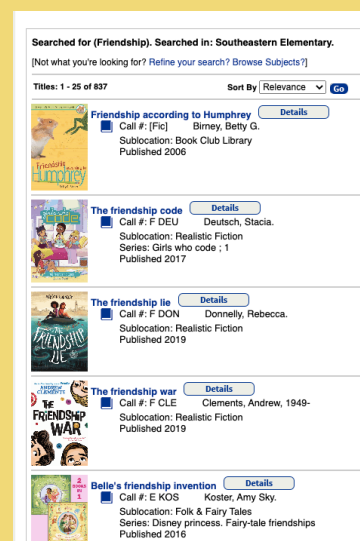
## 2 LOGIN TO DESTINY

Use your school user name (5 letters of your last name, 3 letters of your first name, three digits) and password (hse#####)



## 3 SEARCH FOR BOOKS YOU ENJOY

You can browse by topics that interest you or by title/author.



1 of 1 available

Add to This List

## 4 CHOOSE UP TO 2 BOOKS THAT YOU WANT

Only choose books that are available, because they will be able to be checked out & ready for curbside pick up.

## 5 PUT THE BOOKS ON HOLD

Once the book is on hold I will get it ready for you for curbside pick up on Tuesdays from 2:00-3:30 or 5:30-6:30

